

















## Student resources - primary
















Name	Online safety topics	Australian Curriculum	Resource type	Target audience	Classroom content description
Penguins	<ul style="list-style-type: none"> <li>Cyberbullying</li> <li>Bystander behaviour</li> </ul>	<p><b>Key learning areas:</b></p>  <p><b>General Capabilities:</b></p> 	Video	Lower/middle primary	The video prompts students to consider how they can protect each other when someone is targeted online. Video=2.32 minutes.
Cybersmart Challenge series	<ul style="list-style-type: none"> <li>Cyberbullying</li> <li>Bystander behaviour</li> <li>Privacy and personal information</li> <li>Respectful online relationships</li> <li>Accessing support</li> </ul>	<p><b>Key learning areas:</b></p>  <p><b>General Capabilities:</b></p> 	3 animated videos and lesson plans	Middle primary	<p><b>Cybersmart Detectives</b> explores the need to protect personal information online. Video=9.54 minutes.</p> <p><b>Cybersmart Hero</b> deals with cyberbullying and the power of the bystander. Video=5.48 minutes.</p> <p><b>Cybersmart Forever</b> provides guidance on safe social networking. Video=5 minutes.</p>
Sticks and Stones video	<ul style="list-style-type: none"> <li>Cyberbullying</li> </ul>	<p><b>Key learning areas:</b></p>  <p><b>General Capabilities:</b></p> 	Short video	Upper primary	Focuses on cyberbullying and reminds students that they are responsible for their own actions online. Video=1.31 minutes.
#GameOn 	<ul style="list-style-type: none"> <li>Cyberbullying</li> <li>Bystander behaviour</li> <li>Privacy and personal information</li> <li>Balancing time online</li> <li>Accessing support</li> </ul>	<p><b>Key learning areas:</b></p>  <p><b>General Capabilities:</b></p> 	Video, lesson plans, support material	Upper primary/lower secondary	Video series in five episodes that follows the online experiences of a group of students and shows them learning to manage their relationships on and offline. Video=5-6 minutes each.
The Lost summer	<ul style="list-style-type: none"> <li>Privacy and personal information</li> <li>eSecurity</li> <li>Cyberbullying</li> <li>Bystander behaviour</li> <li>Respectful online relationships</li> <li>Accessing support</li> </ul>	<p><b>Key learning areas:</b></p>  <p><b>General Capabilities:</b></p> 	5 x 30 minute game chapters, lesson plans, support material.	Upper primary/lower secondary	The Lost Summer is a role-playing video game, designed to be a highly engaging experience for 11 to 14-year-olds while building digital intelligence skills and encouraging online safety.






Award-winning: 

**Key learning areas:**  Technologies  Health and Physical Education  Humanities and Social Sciences  The Arts  English

**General Capabilities:**  Ethical Understandings  Personal and Social Capability  ICT Capability

## Student resources - primary (Continue)






Name	Online safety topics	Australian Curriculum	Resource type	Target audience	Classroom content description
Video and resource library	<ul style="list-style-type: none"> <li>Cyberbullying</li> <li>Bystander behaviour</li> <li>Balancing time online</li> <li>Respectful online relationships</li> <li>Privacy and personal information</li> <li>Esecurity</li> <li>Accessing support</li> </ul>	<p><b>Key learning areas:</b></p>   <p><b>General Capabilities:</b></p>   	Video, slides, posters	Lower/middle/upper primary	Library of eSafety classroom resources in a range of formats. Search for resources by type, audience level, topic or language.
Virtual Classrooms (VCs)	<ul style="list-style-type: none"> <li>Cyberbullying</li> <li>Bystander behaviour</li> <li>Balancing time online</li> <li>Respectful online relationships</li> <li>Privacy and personal information</li> <li>Esecurity</li> <li>Accessing support</li> </ul>	<p><b>Key learning areas:</b></p>    <p><b>General Capabilities:</b></p>   	Virtual classroom (40 minute webinar)	Primary	Students and teachers participate in a live interactive esafety lesson that includes scenarios, responding to questions and problem solving.
Lodging a cyberbullying complaint	<ul style="list-style-type: none"> <li>Cyberbullying</li> <li>Digital intelligence</li> <li>Reporting issues</li> <li>Accessing support</li> </ul>	<p><b>Key learning areas:</b></p>   <p><b>General Capabilities:</b></p>  	Video	Primary and secondary	The video explains the steps to take when lodging a complaint to the Office about serious cyberbullying material.

**Key learning areas:**  Technologies  Health and Physical Education  Humanities and Social Sciences  The Arts  English

**General Capabilities:**  Ethical Understandings  Personal and Social Capability  ICT Capability

## Teacher resources - primary

Name	Online safety topics	Professional teaching standards	Resource type	Audience	Content description
Teacher professional learning	<ul style="list-style-type: none"> <li>• Online risks and protective factors</li> </ul>	<ul style="list-style-type: none"> <li>• Information and communication technology</li> <li>• Maintain student safety</li> <li>• Use ICT safely, responsibly and ethically</li> <li>• Professional ethics and responsibilities</li> </ul>	Webinar	Teachers, school counsellors/psychologists, ICT integrators	eSafety's professional learning program provides educators with 2 hrs of accreditation professional learning. Participants will engage in a 1.5hr webinar with an esafety expert and complete a 30 minute online assessment.
Pre-service teacher program	<ul style="list-style-type: none"> <li>• Cyberbullying</li> <li>• Digital reputation</li> <li>• Esafety in the context of professional standards</li> <li>• Esafety trends in schools</li> </ul>	<ul style="list-style-type: none"> <li>• Information and communication technology</li> <li>• Maintain student safety</li> <li>• Use ICT safely, responsibly and ethically</li> <li>• Professional ethics and responsibilities</li> </ul>	Face-to-face lecture and tutorial	Pre-service teachers in the final year of their education degree	A program to equip pre-service teachers with skills, knowledge and confidence to educate their future students about esafety and to learn strategies to help keep them safe online.

**Key learning areas:**  Technologies  Health and Physical Education  Humanities and Social Sciences  The Arts  English

**General Capabilities:**  Ethical Understandings  Personal and Social Capability  ICT Capability